

Appendix 4 - 2021/22 Q4

DEPUTY LEADER, COMMUNITY PROTECTION, DIGITAL TRANSFORMATION, HOUSING PROVISION AND HOUSING NEEDS

Cabinet Member: Councillor Ian Stephens

Portfolio Responsibilities:

- Emergency Planning
- Crematorium, Cemeteries and Registrars
- Coroner
- Regulatory Services
 - Licensing
 - Environmental Health
 - Trading Standards
 - Community Safety
- Housing Needs
 - Homelessness
 - Rough Sleeping
 - Housing Related Support
- Digital Transformation
 - Digital Services
 - Corporate Applications Development
 - Software Development
 - ICT Operations and Project Management
 - ICT Configuration, Change and Release Management
 - ICT Compliance and Infrastructure
 - ICT Data Communications
 - ICT Desktop Support including Services Desk
 - ICT Applications Support and Training
 - Information Security Management

Service Updates - Key Aspirations and Ongoing Business

The technical build for the accessible functionality of the new website was completed by the end of March 2022. The content review for those service areas in scope for this phase of the project were also concluded and two demonstrations made available to all councillors on the new website content and format in readiness for launch. The website went live following necessary urgent upgrade works to the council's firewall to increase the security of the council's information assets.

In order to reduce the levels of street based unwarranted attention faced by women and girls Safer Streets Funding has been secured and a dedicated project officer is now in place with work well underway for the planning and delivery of the agreed scope of work for phase 3 of the project. The Community Safety Partnership is operational with various subgroups set up. The Partnership plan has recently been updated and violent crime reduction funding secured from the home office with delivery plan in place.

An interim service plan is in place to deliver a revised statutory intervention programme to prioritise the highest risk areas, including the backlog of regulatory work following the Covid pandemic, however this is subject to recent correspondence from the Department for Levelling Up, Housing and Communities on regulatory priorities for winter 2022. Our high risk delivery areas are food hygiene, health and safety, private sector housing and Trading standards.

Work on the legal and governance requirements connected to set up of the housing company. We have registered with Homes England as a provider of social housing, which allows the council to apply for grant funding to subsidise development.

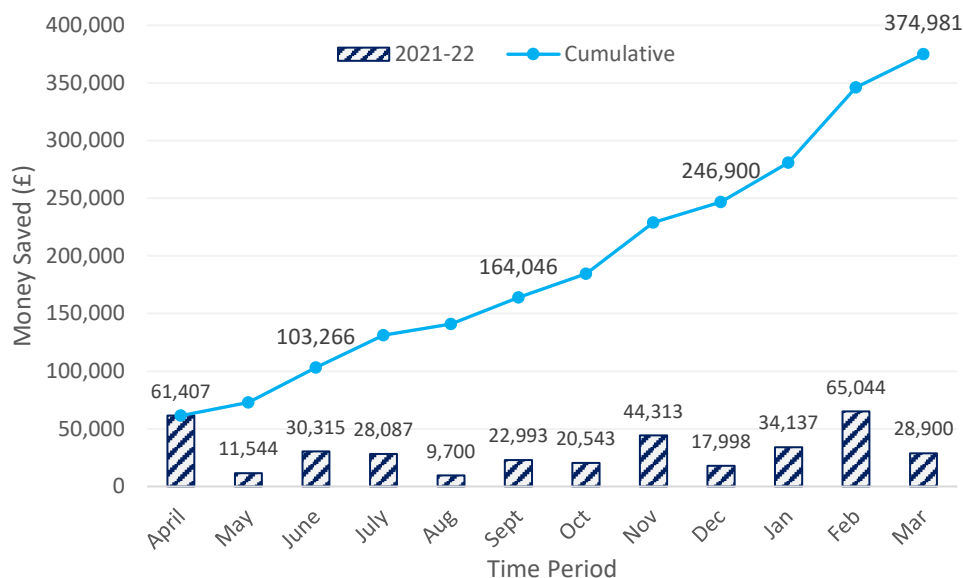
As part of the Brownfield Land Release Fund (BLRF) several sites are being progressed. For the former education sites at Berry Hill (Lake) and Weston (Totland) marketing information is being prepared. Advancement on these sites will be subject to Section 77 agreement with the Department of Education which is being progressed. For a third site at Thompson House (Whitecroft) tender documents are also being prepared.

As part of the work to secure the provision of affordable housing for Island residents, consultation work with Town and Parish Councils around specific sites such as Eddington Road, Nettlestone, Pyle Street, Newport, and others has taken place. Area master planning has also taken place for larger strategic sites through the Ryde Regen, Shaping Newport, and East Cowes Place planning groups.

Cabinet approved use of Section 106 monies and a successful bid to Homes England to purchase five market flats to remain in council ownership as "affordable" homes in perpetuity as part of the Rough Sleepers Accommodation Project (RSAP). Three of these purchases have been completed and works to facilitate bringing them up to the required standard started whilst the purchases of the other two properties will be completed shortly. The matching of flats to tenants is also currently taking place.

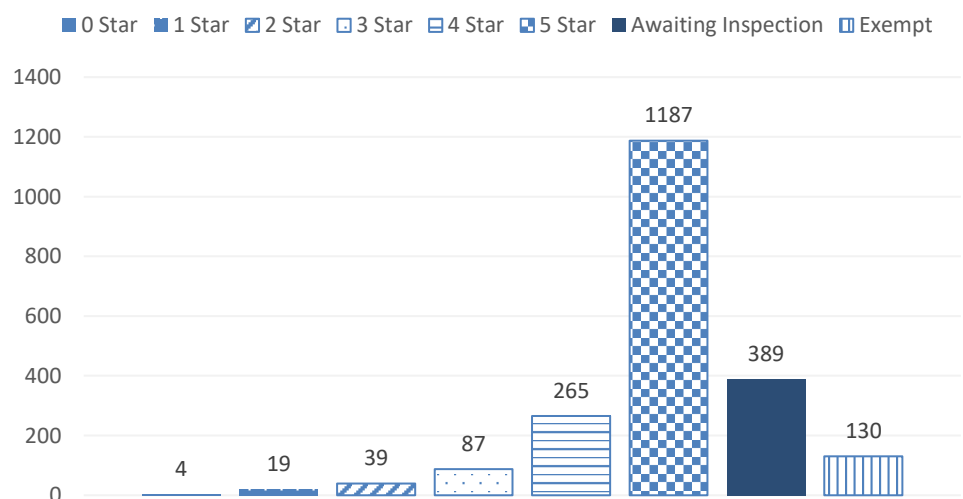
Performance Measures

Amount of money saved to vulnerable consumers by trading standard interventions



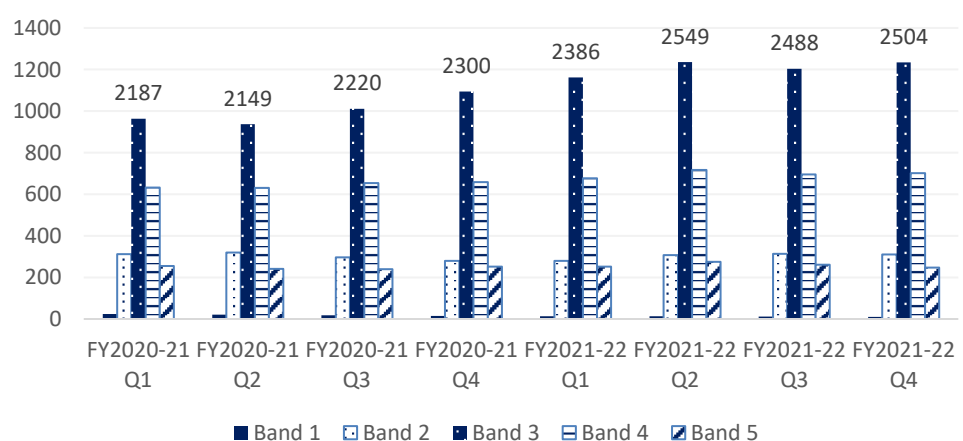
- Complaints received involve reports of scams, product safety, weights and measures, animal health and counterfeit goods.
- Routine inspections progressed a lot further during Quarters 3 and 4. with extra help coming into the Service on a short term basis.
- Amounts refunded for each quarter were
 - £103,266
 - £60,780
 - £82,854
 - £128,081

Percentage of premises who achieved 3, 4 or 5 rating for food hygiene after being rather 0,1,2 at start of the year (previously % of 0,1, or 2 rated premises for food hygiene)



- There are currently 2120 registered premises
- 1 April 2021 started with 79 premises rated between 0 and 2
- Over the year this figure improvement of 3/4/5 of 56 percent
- We will be starting the 2022-23 year with 54 premises in that cohort.

Average number of people on housing register per month in each of the bands

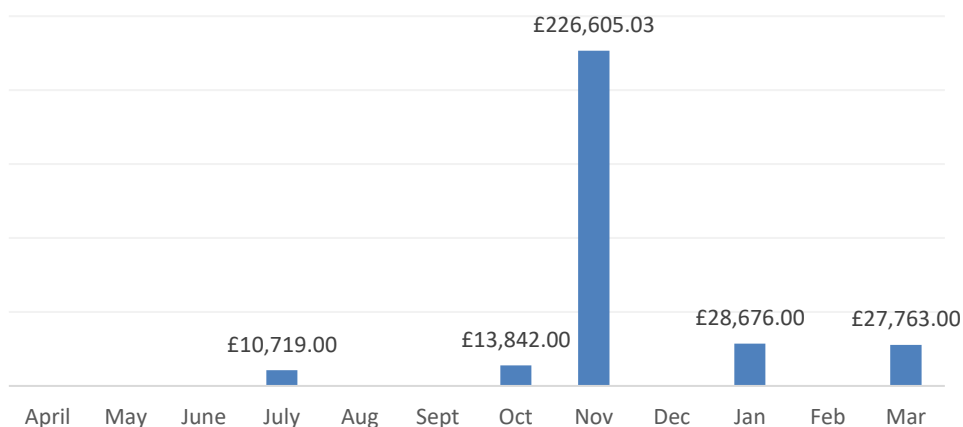


- The end of Q4 saw an increase in the number of people on the housing register from the same period last year (2504 compared to 2357 in March 2021).
- The total numbers on Island HomeFinder have decreased in the last month due to the ongoing work to review applications on an annual basis.

- Applications are assessed and placed in one of five bands according to their housing needs.
- The highest proportion of people on the Housing register is consistently within band 3 which includes
 - Homeless applicants

- Significant medical/welfare issues
- Hazardous property conditions
- Lacking amenities
- Minor overcrowding/under occupation

Amount of funding secured for the island community safety initiatives



- This is a new annual measure from the 2021 Corporate plan
- External grants received for Community Safety for this financial year total £307,605.03

Number & Value of Disabled Facility Grants Approved

- 2021-22 final; 154 grants approved value (including all variations in year) £1,242,675.13
- Please note that total value of approved cases dealt with in year included the carry forward approved cases from 2020-21= £1,834,600.38

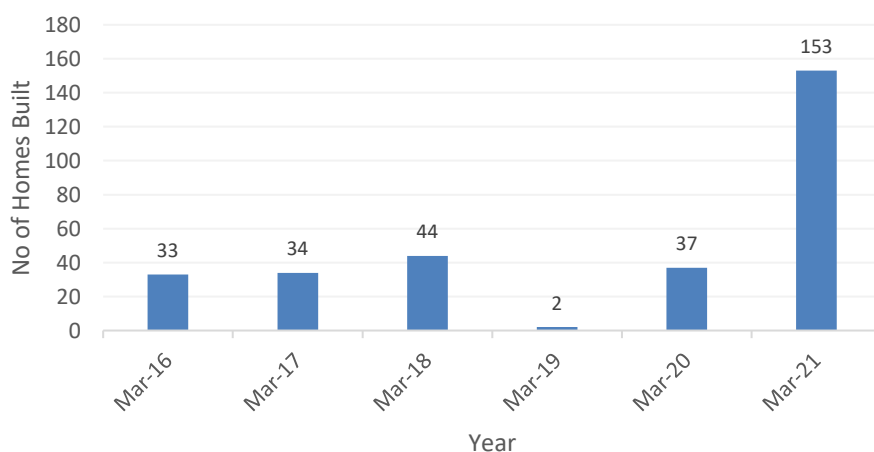
Number of empty residential properties where IWC intervention results in their being brought back into residential use

- The 2021 data shows that 3,372 homes were not in use as a full time occupied home, this is a fall from 3,564 in 2020.
- This consists of 426 empty properties (reduction from 510 in 2020) and 2,946 second homes (reduction from 3,054 in 2020).
- This represents 4.69% (or 1 in 21) of the total number of houses that are not used as a primary residence.
- Across England 1.97 (or 1 in 51) homes are not used as a primary residence

Number and % of housing stock that is considered long term empty

- The 2020-21 data showed that 3,564 homes were not in use as a full time occupied home
 - This consisted of 510 empty properties and 3,054 second homes.
 - This represents 4.98% (or 1 in 20)
- The 2021-22 data showed that 3,372 homes were not in use as a full time occupied home
 - This consists of 426 empty properties and 2,946 second homes.
 - This represents 4.69% (or 1 in 21) of the total number of houses that are not used as a primary residence.
 - Across England 1.97 (or 1 in 51) homes are not used as a primary residence

Number of new affordable homes built



- Monitoring year runs from April to March, and we would typically be able to provide basic numbers for the two measures in May/June for the monitoring year that had just finished

Percentage of population that feel safe in the community
<ul style="list-style-type: none">• This is a new measure introduced as part of the 2021 Corporate Plan• We can access this twice yearly using the YouGov and survey 500 data and every 3 years through the CS survey. Data will be captured later this year Q2/3
Number of temporary housing units delivered
<ul style="list-style-type: none">• This is a new measure, introduced as part of the 2021 Corporate plan, thus data is currently limited 3 units have been delivered via the Rough Sleeper Accommodation Programme by year end 2021-22

Strategic Risks (As reported to Audit Committee March 2022)

N/A